



U.S. DEPARTMENT OF EDUCATION

Education Stabilization Fund

⑥

5/6/22

ESF / ESF Reporting / HEER - 076572882 - Year Two - Page 6 - Emergency Grants - Counts, Student, and Institution Funds

HEER

Recipient Reporting Data Collection - Year Two

In Progress

Last Modified: ABlair@bfit.edu - 5/5/2022, 11:06:55 PM

Instructions



Annual Reporting



Page 6 - Emergency Grants - Counts, Student, and Institution Funds



- 8) What percentage of students received emergency grants and how much did students receive in emergency grants by fund type and student type?

Note: In early 2022, for the second annual report covering January 1, 2021-December 31, 2021, institutions have the option of taking more time to submit answers to questions marked with a clock symbol 🕒. Institutions can submit answers to questions marked with a clock symbol 🕒 in early 2022 as part of the second annual report (in alignment with the reporting schedule at the beginning of this data collection form) OR in early 2023 along with reporting the third annual report

- a) Complete the following table:

When IPEDS definitions apply (categories labeled with "(IPEDS categories)" in the form), use the same category for each student that is used to report to IPEDS. For the second and third annual HEERF reports (reporting on calendar years 2021 and 2022 in early 2022 and early 2023 respectively), if a student is not reported to IPEDS, for example because they are not enrolled for credit in courses that could lead to an award, then report that student under "Students not categorized in IPEDS." In the fourth, and fifth annual HEERF reports "Students not categorized in IPEDS" will no longer be an option in the form and institutions will need to track all of their students (regardless of if they would be included in IPEDS enrollment counts) and categorize them using the IPEDS classification methodology

Emergency Financial Aid Grants Awarded to Students: Report only disbursements related to Emergency Financial Aid Grants including using those grants to satisfy outstanding accounts. Any disbursements unrelated to Emergency Financial Aid Grants should not be included in the reported expenditures

Number of Students

How many students were enrolled? (unduplicated count for the reporting period)

Number of Undergraduate₆ full-time₇ Pell grant recipients₈

339

Number of Undergraduate₆ full-time₇ Non-Pell grant recipients₉

318

Number of Undergraduate₆ part-time Pell grant recipients

81

Number of Undergraduate₆ part-time Non-Pell grant recipients

98

Number of Graduate full-time recipients

0

Number of Graduate part-time recipients

0

Total number of Students

836

Number of HEERF Student Recipients - Emergency Grants to Students (unduplicated)

How many students received HEERF emergency financial aid grants? (unduplicated across all HEERF sections)

Number of Undergraduate₆ full-time₇ Pell grant recipients₈

330

Number of Undergraduate₆ full-time₇ Non-Pell grant recipients₉

192

Number of Undergraduate₆ part-time Pell grant recipients

70

Number of Undergraduate₆ part-time Non-Pell grant recipients

72

Number of Graduate full-time recipients

0

Number of Graduate part-time recipients

0

Total number of Students

664

HEERF (a)(1) Student Aid Portion Amount Disbursed

**What was the amount disbursed directly to students as
Emergency Financial Aid Grants?**Amount disbursed to Undergraduate₆ full-time₇ Pell grant recipients₈

\$ 141,686

Amount disbursed to Undergraduate₆ full-time₇ Non-Pell grant recipients₉

\$ 36,137

Amount disbursed to Undergraduate₆ part-time Pell grant recipients

\$ 14,814

Amount disbursed to₆ part-time Non-Pell grant recipients

\$ 14,389

Amount disbursed to Graduate full-time recipients

\$ 0

Amount disbursed to Graduate part-time recipients

\$ 0

Total amount disbursed to Students

\$207,026.00

HEERF (a)(1) Student Aid Portion Amount Disbursed

What was the amount of Emergency Financial Aid Grants applied to satisfy student's outstanding account balance upon receiving affirmative written consent from students to do so?

If funds were not used for this purpose, report \$0. Include only amounts that benefited students who directly received Emergency Financial Aid Grants.

Amount disbursed to Undergraduate₆ full-time₇ Pell grant recipients₈

\$ 325,862

Amount disbursed to Undergraduate₆ full-time₇ Non-Pell grant recipients₉

\$ 314,983

Amount disbursed to Undergraduate₆ part-time Pell grant recipients

\$ 47,613

Amount disbursed to Undergraduate₆ part-time Non-Pell grant recipients

\$ 130,570

Amount disbursed to Graduate full-time recipients

\$ 0

Amount disbursed to Graduate part-time recipients

\$ 0

Total amount disbursed to Students

\$819,028.00

HEERF (a)(1) Institutional Portion Amount Disbursed

What was the amount disbursed directly to students as Emergency Financial Aid Grants?

Amount disbursed to Undergraduate₆ full-time₇ Pell grant recipients₈

\$ 0

Amount disbursed to Undergraduate₆ full-time₇ Non-Pell grant recipients₉

\$ 0

Amount disbursed to Undergraduate₆ part-time Pell grant recipients

\$ 0

Amount disbursed to Undergraduate₆ part-time Non-Pell grant recipients

\$ 0

Amount disbursed to Graduate full-time recipients

\$ 0

Amount disbursed to Graduate part-time recipients

\$ 0

Total amount disbursed to Students

\$0.00

HEERF (a)(1) Institutional Portion Amount Disbursed

What was the amount of Emergency Financial Aid Grants applied to satisfy student's outstanding account balances?

If funds were not used for this purpose, report \$0. Include only amounts that benefited students who directly received Emergency Financial Aid Grants.

Amount disbursed to Undergraduate₆ full-time₇ Pell grant recipients₈

\$ 200,692

Amount disbursed to Undergraduate₆ full-time₇ Non-Pell grant recipients₉

\$ 406,582

Amount disbursed to Undergraduate₆ part-time Pell grant recipients

\$ 42,013

Amount disbursed to Undergraduate⁶ part-time Non-Pell grant recipients

\$ 111,945

Amount disbursed to Graduate full-time recipients

\$ 0

Amount disbursed to Graduate part-time recipients

\$ 0

Total amount disbursed to Students

\$761,232.00

⁶For students in both undergraduate and graduate categories, classify as a graduate student.

⁷For students who had multiple enrollment intensities, classify as full-time.

⁸Designate the student as a Pell grant recipient if the student was a Pell grant recipient at any time within the applicable reporting period.

⁹Includes non-FAFSA filers.

Checking Validation Status ...

Burden Statement



U.S. DEPARTMENT OF EDUCATION

Education Stabilization Fund

10

5/6/22

ESF / ESF Reporting / HEER - 076572882 - Year Two - Page 10 - Emergency Grants - Race/Ethnicity

HEER

Recipient Reporting Data Collection - Year Two

In Progress

Last Modified: ABlair@bfit.edu - 5/5/2022, 11:06:55 PM

Instructions



Annual Reporting



Page 10 - Emergency Grants - Race/Ethnicity



- 8) What percentage of students received emergency grants and how much did students receive in emergency grants by fund type and student type?

Note: In early 2022, for the second annual report covering January 1, 2021-December 31, 2021, institutions have the option of taking more time to submit answers to questions marked with a clock symbol . Institutions can submit answers to questions marked with a clock symbol in early 2022 as part of the second annual report (in alignment with the reporting schedule at the beginning of this data collection form) OR in early 2023 along with reporting the third annual report

- d) What number of students were enrolled, what number received emergency grants, and how much grant aid did the students receive by IPEDS race/ethnicity categories?

American Indian or Alaska Native

Enrolled student count (unduplicated)

3

Number of students who received at least one Emergency Financial Aid Grant (unduplicated)

2

What was the total amount of Emergency Financial Aid Grants disbursed to students through all HEERF funds?

\$ 434

Average HEERF Amount Awarded

\$217.00

Asian

Enrolled student count (unduplicated)

48

Number of students who received at least one Emergency Financial Aid Grant (unduplicated)

26

What was the total amount of Emergency Financial Aid Grants disbursed to students through all HEERF funds?

\$ 44,428

Average HEERF Amount Awarded

\$1,708.77

Black or African American

Enrolled student count (unduplicated)

305

Number of students who received at least one Emergency Financial Aid Grant (unduplicated)

199

What was the total amount of Emergency Financial Aid Grants disbursed to students through all HEERF funds?

\$ 458,100

Average HEERF Amount Awarded

\$2,302.01

Hispanic/Latino

Enrolled student count (unduplicated)

196

Number of students who received at least one Emergency Financial Aid Grant (unduplicated)

134

What was the total amount of Emergency Financial Aid Grants disbursed to students through all HEERF funds?

\$ 291,784

Average HEERF Amount Awarded

\$2,177.49

Native Hawaiian or Other Pacific Islander

Enrolled student count (unduplicated)

3

Number of students who received at least one Emergency Financial Aid Grant (unduplicated)

3

What was the total amount of Emergency Financial Aid Grants disbursed to students through all HEERF funds?

\$ 4,461

Average HEERF Amount Awarded

\$1,487.00

White

Enrolled student count (unduplicated)

173

Number of students who received at least one Emergency Financial Aid Grant
(unduplicated)

65

What was the total amount of Emergency Financial Aid Grants disbursed to students
through all HEERF funds?

\$ 170,040

Average HEERF Amount Awarded

\$2,616.00

Two or more races

Enrolled student count (unduplicated)

36

Number of students who received at least one Emergency Financial Aid Grant
(unduplicated)

21

What was the total amount of Emergency Financial Aid Grants disbursed to students
through all HEERF funds?

\$ 61,591

Average HEERF Amount Awarded

\$2,932.90

Race/ethnicity unknown

Enrolled student count (unduplicated)

67

Number of students who received at least one Emergency Financial Aid Grant
(unduplicated)

45

What was the total amount of Emergency Financial Aid Grants disbursed to students

through all HEERF funds?

\$ 99,959

Average HEERF Amount Awarded

\$2,221.31

Nonresident alien

Enrolled student count (unduplicated)

5

Number of students who received at least one Emergency Financial Aid Grant (unduplicated)

4

What was the total amount of Emergency Financial Aid Grants disbursed to students through all HEERF funds?

\$ 20,952

Average HEERF Amount Awarded

\$5,238.00

Students not categorized in IPEDS

Enrolled student count (unduplicated)

0

Number of students who received at least one Emergency Financial Aid Grant (unduplicated)

0

What was the total amount of Emergency Financial Aid Grants disbursed to students through all HEERF funds?

\$ 0

Average HEERF Amount Awarded

Checking Validation Status ...

Burden Statement



[Website Policies](#) | [API Documentation](#) | [Glossary](#) | [About the Data](#) | [Grantee Help](#)

[ED.gov](#)



U.S. DEPARTMENT OF EDUCATION

Education Stabilization Fund

11 5/16/22

ESF / ESF Reporting / HEER - 076572882 - Year Two - Page 11 - Emergency Grants – Gender and Age

HEER

Recipient Reporting Data Collection - Year Two

In Progress

Last Modified: ABlair@bfit.edu - 5/5/2022, 11:06:55 PM

Instructions



Annual Reporting



Page 11 - Emergency Grants – Gender and Age



- 8) What percentage of students received emergency grants and how much did students receive in emergency grants by fund type and student type?

Note: In early 2022, for the second annual report covering January 1, 2021-December 31, 2021, institutions have the option of taking more time to submit answers to questions marked with a clock symbol 🕒. Institutions can submit answers to questions marked with a clock symbol 🕒 in early 2022 as part of the second annual report (in alignment with the reporting schedule at the beginning of this data collection form) OR in early 2023 along with reporting the third annual report

- e) 🕒 What number of students were enrolled, what number received emergency grants, and how much grant aid did the students receive by IPEDS gender categories?

Men

Enrolled student count (unduplicated)

725

Number of students who received at least one Emergency Financial Aid Grant (unduplicated)

425

What was the total amount of grants disbursed to students through all HEERF funds?

\$ 929,124

Average HEERF Amount Awarded

\$2,186.17

Women

Enrolled student count (unduplicated)

111

Number of students who received at least one Emergency Financial Aid Grant (unduplicated)

72

What was the total amount of grants disbursed to students through all HEERF funds?

\$ 222,625

Average HEERF Amount Awarded

\$3,092.01

Students not categorized in IPEDS

Enrolled student count (unduplicated)

0

Number of students who received at least one Emergency Financial Aid Grant (unduplicated)

0

What was the total amount of grants disbursed to students through all HEERF funds?

\$ 0

Average HEERF Amount Awarded

f)  What number of students were enrolled, what number received emergency

grants and how much grant aid did the students receive by IPEDS age categories?

Institutions should follow IPEDS Fall enrollment guidelines (<https://nces.ed.gov/ipeds/use-the-data/survey-components/8/fall-enrollment>) for when to capture a student's age. For example, institutions operating on a traditional academic year calendar (semester, trimester, quarter, or 4-1-4) report Fall enrollment as of the institution's official fall reporting date or October 15. Institutions operating on a calendar that differs by program or that enrolls students on a continuous basis (referred to as program reporters) report Fall enrollment as students enrolled any time during the period August 1 and October 31.

Ages 25 and older

Enrolled student count (unduplicated)

365

Number of students who received at least one Emergency Financial Aid Grant (unduplicated)

164

What was the total amount of grants disbursed to students through all HEERF funds?

\$ 371,414

Average HEERF Amount Awarded

\$2,264.72

Ages 24 and younger

Enrolled student count (unduplicated)

465

Number of students who received at least one Emergency Financial Aid Grant (unduplicated)

332

What was the total amount of grants disbursed to students through all HEERF funds?

\$ 768,456

Average HEERF Amount Awarded

\$2,314.63

Age not available in administrative records (e.g., IPEDS, FAFSA, etc.)

Enrolled student count (unduplicated)

6

Number of students who received at least one Emergency Financial Aid Grant (unduplicated)

1

What was the total amount of grants disbursed to students through all HEERF funds?

\$ 11,879

Average HEERF Amount Awarded

\$11,879.00

Checking Validation Status ...

Burden Statement





14

5/5/22

HEER

Recipient Reporting Data Collection - Year Two

In Progress

Last Modified: ABlair@bfit.edu - 5/5/2022, 11:06:55 PM

Instructions



Annual Reporting



Page 14 - Enrollment - Academic



- 10) Provide the unduplicated count of students who were enrolled at least once as a degree/certificate seeking student within the reporting period and their enrollment status at the end reporting period. The three statuses (completed, withdrawn, and still enrolled) need to add up to the total number of students enrolled.

Calendar year 2021



- a) Complete the following table for the applicable reporting period

Academic level

UNDERGRADUATE STUDENTS

For students in both undergraduate and graduate categories, classify as a graduate student

Number of degree/certificate seeking students

Degree/Cert Seeking Students

836

Number of degree/cert. seeking students who completed a program at your institution

Students Completed

257

Number of degree/cert. seeking students who did not complete but were still enrolled at your institution

Students Did Not Complete

327

Number of degree/cert. seeking students who did not complete and withdrew from your institution

Students Withdrew

252

Academic level

GRADUATE STUDENTS

For students in both undergraduate and graduate categories, classify as a graduate student

Number of degree/certificate seeking students

Degree/Cert Seeking Students

0

Number of degree/cert. seeking students who completed a program at your institution

Students Completed

0

Number of degree/cert. seeking students who did not complete but were still enrolled at your institution

Students Did Not Complete

0

Number of degree/cert. seeking students who did not complete and withdrew from your institution

Students Withdrew

0

Pell grant status (undergraduates only) ⓘ

PELL GRANT RECIPIENTS

Designate the student as a Pell grant recipient if the student was a Pell grant recipient at any time within the applicable reporting period

Number of degree/certificate seeking students

Degree/Cert Seeking Students

420

Number of degree/cert. seeking students who completed a program at your institution

Students Completed

119

Number of degree/cert. seeking students who did not complete but were still enrolled at your institution

Students Did Not Complete

171

Number of degree/cert. seeking students who did not complete and withdrew from your institution

Students Withdrew

130

Pell grant status (undergraduates only) 

NON-PELL GRANT RECIPIENTS

Designate the student as a Pell grant recipient if the student was a Pell grant recipient at any time within the applicable reporting period

Number of degree/certificate seeking students

Degree/Cert Seeking Students

416

Number of degree/cert. seeking students who completed a program at your institution

Students Completed

138

Number of degree/cert. seeking students who did not complete but were still enrolled at your institution

Students Did Not Complete

156

Number of degree/cert. seeking students who did not complete and withdrew from your institution

Students Withdrew

122

Enrollment intensity 

PART-TIME

For students who had multiple enrollment intensities, classify as full-time

Number of degree/certificate seeking students

Degree/Cert Seeking Students

179

Number of degree/certificate seeking students who completed a program at your institution

Students Completed

46

Number of degree/certificate seeking students who did not complete but were still enrolled at your institution (i.e., last enrollment record at the end of the reporting period is not a withdraw record)

Students Did Not Complete

63

Number of degree/certificate seeking students who did not complete and withdrew from your institution (i.e., no completion record and the last enrollment record at the end of the reporting period is a withdraw record)

Students Withdrew

70

Enrollment intensity **FULL-TIME***For students who had multiple enrollment intensities, classify as full-time*

Number of degree/certificate seeking students

Degree/Cert Seeking Students

657

Number of degree/certificate seeking students who completed a program at your institution

Students Completed

211

Number of degree/certificate seeking students who did not complete but were still enrolled at your institution (i.e., last enrollment record at the end of the reporting period is not a withdraw record)

Students Did Not Complete

264

Number of degree/certificate seeking students who did not complete and withdrew from your institution (i.e., no completion record and the last enrollment record at the end of the reporting period is a withdraw record)

Students Withdrew

182

b) Complete the following table

This table provides a historical comparison point for the current reporting period and since it is historical information it does not have to be updated on an annual basis. Institutions should submit responses in the early 2022 data collection process. However, if institutions need more time, they can submit responses in the early 2023 data collection process

Academic level **UNDERGRADUATE STUDENTS**

For students in both undergraduate and graduate categories, classify as a graduate student

Number of degree/certificate seeking students

Degree/Cert Seeking Students

705

Number of degree/cert. seeking students who completed a program at your institution

Students Completed

191

Number of degree/cert. seeking students who did not complete but were still enrolled at your institution

Students Did Not Complete

323

Number of degree/cert. seeking students who did not complete and withdrew from your institution

Students Withdrew

191

Academic level **GRADUATE STUDENTS**

For students in both undergraduate and graduate categories, classify as a graduate student

Number of degree/certificate seeking students

Degree/Cert Seeking Students

0

Number of degree/cert. seeking students who completed a program at your institution

Students Completed

0

Number of degree/cert. seeking students who did not complete but were still enrolled at your institution

Students Did Not Complete

0

Number of degree/cert. seeking students who did not complete and withdrew from your institution

Students Withdrew

0

Pell grant status (undergraduates only) ⓘ

PELL GRANT RECIPIENTS

Designate the student as a Pell grant recipient if the student was a Pell grant recipient at any time within the applicable reporting period

Number of degree/certificate seeking students

Degree/Cert Seeking Students

423

Number of degree/cert. seeking students who completed a program at your institution

Students Completed

99

Number of degree/cert. seeking students who did not complete but were still enrolled at your institution

Students Did Not Complete

212

Number of degree/cert. seeking students who did not complete and withdrew from your institution

Students Withdrew

112

Pell grant status (undergraduates only) ⓘ

NON-PELL GRANT RECIPIENTS

Designate the student as a Pell grant recipient if the student was a Pell grant recipient at any time within the applicable reporting period

Number of degree/certificate seeking students

Degree/Cert Seeking Students

282

Number of degree/cert. seeking students who completed a program at your institution

Students Completed

92

Number of degree/cert. seeking students who did not complete but were still enrolled at your institution

Students Did Not Complete

111

Number of degree/cert. seeking students who did not complete and withdrew from your institution

Students Withdrew

79

Enrollment intensity 

PART-TIME

For students who had multiple enrollment intensities, classify as full-time

Number of degree/certificate seeking students

Degree/Cert Seeking Students

117

Number of degree/certificate seeking students who completed a program at your institution

Students Completed

31

Number of degree/certificate seeking students who did not complete but were still enrolled at your institution (i.e., last enrollment record at the end of the reporting period is not a withdraw record)

Students Did Not Complete

50

Number of degree/certificate seeking students who did not complete and withdrew from your institution (i.e., no completion record and the last enrollment record at the end of the reporting period is a withdraw record)

Students Withdrew

36

Enrollment intensity 

FULL-TIME

For students who had multiple enrollment intensities, classify as full-time

Number of degree/certificate seeking students

Degree/Cert Seeking Students

588

Number of degree/certificate seeking students who completed a program at your institution

Students Completed

160

Number of degree/certificate seeking students who did not complete but were still enrolled at your institution (i.e., last enrollment record at the end of the reporting period is not a withdraw record)

Students Did Not Complete

273

Number of degree/certificate seeking students who did not complete and withdrew from your institution (i.e., no completion record and the last enrollment record at the end of the reporting period is a withdraw record)

Students Withdrew

155

Calendar year 2019



c) Complete the following table

This table provides a historical comparison point for the current reporting period and since it is historical information it does not have to be updated on an annual basis. Institutions should submit responses in the early 2022 data collection process. However, if institutions need more time, they can submit responses in the early 2023 data collection process

Academic level 

UNDERGRADUATE STUDENTS

For students in both undergraduate and graduate categories, classify as a graduate student

Number of degree/certificate seeking students

Degree/Cert Seeking Students

815

Number of degree/cert. seeking students who completed a program at your institution

Students Completed

213

Number of degree/cert. seeking students who did not complete but were still enrolled at your institution

Students Did Not Complete

400

Number of degree/cert. seeking students who did not complete and withdrew from your institution

Students Withdrew
202

Academic level ⓘ

GRADUATE STUDENTS

For students in both undergraduate and graduate categories, classify as a graduate student

Number of degree/certificate seeking students

Degree/Cert Seeking Students
0

Number of degree/cert. seeking students who completed a program at your institution

Students Completed
0

Number of degree/cert. seeking students who did not complete but were still enrolled at your institution

Students Did Not Complete
0

Number of degree/cert. seeking students who did not complete and withdrew from your institution

Students Withdrew
0

Pell grant status (undergraduates only) ⓘ

PELL GRANT RECIPIENTS

Designate the student as a Pell grant recipient if the student was a Pell grant recipient at any time within the applicable reporting period

Number of degree/certificate seeking students

Degree/Cert Seeking Students
529

Number of degree/cert. seeking students who completed a program at your institution

Students Completed
131

Number of degree/cert. seeking students who did not complete but were still enrolled at your institution

Students Did Not Complete
272

Number of degree/cert. seeking students who did not complete and withdrew from your institution

Students Withdrew

126

Pell grant status (undergraduates only) ⓘ

NON-PELL GRANT RECIPIENTS

Designate the student as a Pell grant recipient if the student was a Pell grant recipient at any time within the applicable reporting period

Number of degree/certificate seeking students

Degree/Cert Seeking Students

286

Number of degree/cert. seeking students who completed a program at your institution

Students Completed

82

Number of degree/cert. seeking students who did not complete but were still enrolled at your institution

Students Did Not Complete

128

Number of degree/cert. seeking students who did not complete and withdrew from your institution

Students Withdrew

76

Enrollment intensity ⓘ

PART-TIME

For students who had multiple enrollment intensities, classify as full-time

Number of degree/certificate seeking students

Degree/Cert Seeking Students

109

Number of degree/certificate seeking students who completed a program at your institution

Students Completed

38

Number of degree/certificate seeking students who did not complete but were still enrolled at your institution (i.e., last enrollment record at the end of the reporting period is not a withdraw record)

Students Did Not Complete

35

Number of degree/certificate seeking students who did not complete and withdrew from your institution (i.e., no completion record and the last enrollment record at the end of the reporting period is a withdraw record)

Students Withdrew

36

Enrollment intensity **FULL-TIME***For students who had multiple enrollment intensities, classify as full-time*

Number of degree/certificate seeking students

Degree/Cert Seeking Students

706

Number of degree/certificate seeking students who completed a program at your institution

Students Completed

175

Number of degree/certificate seeking students who did not complete but were still enrolled at your institution (i.e., last enrollment record at the end of the reporting period is not a withdraw record)

Students Did Not Complete

365

Number of degree/certificate seeking students who did not complete and withdrew from your institution (i.e., no completion record and the last enrollment record at the end of the reporting period is a withdraw record)

Students Withdrew

166

Checking Validation Status ...

Burden Statement



[Website Policies](#) | [API Documentation](#) | [Glossary](#) | [About the Data](#) | [Grantee Help](#)

[ED.gov](#)



15

5/5/22

HEER

Recipient Reporting Data Collection - Year Two

In Progress

Last Modified: ABlair@bfit.edu - 5/5/2022, 11:06:55 PM

Instructions



Annual Reporting



Page 15 - Enrollment - Race



- 10) Provide the unduplicated count of students who were enrolled at least once as a degree/certificate seeking student within the reporting period and their enrollment status at the end reporting period. The three statuses (completed, withdrawn, and still enrolled) need to add up to the total number of students enrolled.

Calendar year 2021



- a) Complete the following table for the applicable reporting period

Race/ethnicity (IPEDS categories)

AMERICAN INDIAN OR ALASKA NATIVE

Degree/Cert Seeking Students

3

Students Completed

1

Students Did Not Complete

1

Students Withdrew
1

Race/ethnicity (IPEDS categories) 

ASIAN

Degree/Cert Seeking Students
48

Students Completed
15

Students Did Not Complete
26

Students Withdrew
7

Race/ethnicity (IPEDS categories) 

BLACK OR AFRICAN AMERICAN

Degree/Cert Seeking Students
305

Students Completed
82

Students Did Not Complete
120

Students Withdrew
103

Race/ethnicity (IPEDS categories) 

HISPANIC/LATINO

Degree/Cert Seeking Students
196

Students Completed
58

Students Did Not Complete
76

Students Withdrew
62

Race/ethnicity (IPEDS categories) 

NATIVE HAWAIIAN OR OTHER PACIFIC ISLANDER

Degree/Cert Seeking Students
3

Students Completed
0

Students Did Not Complete
3

Students Withdrew
0

Race/ethnicity (IPEDS categories) 

WHITE

Degree/Cert Seeking Students
173

Students Completed
71

Students Did Not Complete
64

Students Withdrew
38

Race/ethnicity (IPEDS categories) 

TWO OR MORE RACES

Degree/Cert Seeking Students
36

Students Completed
9

Students Did Not Complete
15

Students Withdrew
12

Race/ethnicity (IPEDS categories) ⓘ
RACE/ETHNICITY UNKNOWN

Degree/Cert Seeking Students
67

Students Completed
18

Students Did Not Complete
22

Students Withdrew
27

Race/ethnicity (IPEDS categories) ⓘ
NONRESIDENT ALIEN

Degree/Cert Seeking Students
5

Students Completed
3

Students Did Not Complete
0

Students Withdrew
2

Calendar year 2020 ⓘ



b) Complete the following table

This table provides a historical comparison point for the current reporting period and since it is historical information it does not have to be updated on an annual basis. Institutions should submit responses in the early 2022 data collection process. However, if institutions need more time, they can submit responses in the early 2023 data collection process

Race/ethnicity (IPEDS categories) 

AMERICAN INDIAN OR ALASKA NATIVE

Degree/Cert Seeking Students
3

Students Completed
1

Students Did Not Complete
2

Students Withdrew
0

Race/ethnicity (IPEDS categories) 

ASIAN

Degree/Cert Seeking Students
36

Students Completed
10

Students Did Not Complete
20

Students Withdrew
6

Race/ethnicity (IPEDS categories) 

BLACK OR AFRICAN AMERICAN

Degree/Cert Seeking Students
274

Students Completed
71

Students Did Not Complete
126

Students Withdrew
77

Race/ethnicity (IPEDS categories) 

HISPANIC/LATINO

Degree/Cert Seeking Students
179

Students Completed
36

Students Did Not Complete
86

Students Withdrew
57

Race/ethnicity (IPEDS categories) 

NATIVE HAWAIIAN OR OTHER PACIFIC ISLANDER

Degree/Cert Seeking Students
3

Students Completed
1

Students Did Not Complete
1

Students Withdrew
1

Race/ethnicity (IPEDS categories) 

WHITE

Degree/Cert Seeking Students
107

Students Completed
40

Students Did Not Complete
45

Students Withdrew
22

Race/ethnicity (IPEDS categories) 

TWO OR MORE RACES

Degree/Cert Seeking Students
18

Students Completed
3

Students Did Not Complete
9

Students Withdrew
6

Race/ethnicity (IPEDS categories) 

RACE/ETHNICITY UNKNOWN

Degree/Cert Seeking Students
76

Students Completed
26

Students Did Not Complete
29

Students Withdrew
21

Race/ethnicity (IPEDS categories) 

NONRESIDENT ALIEN

Degree/Cert Seeking Students
9

Students Completed
3

Students Did Not Complete
5

Students Withdrew
1

Calendar year 2019



c) Complete the following table

This table provides a historical comparison point for the current reporting period and since it is historical information it does not have to be updated on an annual basis. Institutions should submit responses in the early 2022 data collection process. However, if institutions need more time, they can submit responses in the early 2023 data collection process

Race/ethnicity (IPEDS categories)

AMERICAN INDIAN OR ALASKA NATIVE

Degree/Cert Seeking Students
3

Students Completed
1

Students Did Not Complete
1

Students Withdrew
1

Race/ethnicity (IPEDS categories)

ASIAN

Degree/Cert Seeking Students
48

Students Completed
13

Students Did Not Complete
25

Students Withdrew
10

Race/ethnicity (IPEDS categories)

BLACK OR AFRICAN AMERICAN

Degree/Cert Seeking Students
285

Students Completed
60

Students Did Not Complete
145

Students Withdrew
80

Race/ethnicity (IPEDS categories) 
HISPANIC/LATINO

Degree/Cert Seeking Students
227

Students Completed
58

Students Did Not Complete
105

Students Withdrew
64


Race/ethnicity (IPEDS categories) 
NATIVE HAWAIIAN OR OTHER PACIFIC ISLANDER

Degree/Cert Seeking Students
6

Students Completed
1

Students Did Not Complete
3

Students Withdrew
2

Race/ethnicity (IPEDS categories) 
WHITE

Degree/Cert Seeking Students
142

Students Completed
50

Students Did Not Complete
70

Students Withdrew
22

Race/ethnicity (IPEDS categories) 
TWO OR MORE RACES

Degree/Cert Seeking Students
22

Students Completed
4

Students Did Not Complete
14

Students Withdrew
4


Race/ethnicity (IPEDS categories) 
RACE/ETHNICITY UNKNOWN

Degree/Cert Seeking Students
64

Students Completed
18

Students Did Not Complete
34

Students Withdrew
12

Race/ethnicity (IPEDS categories) 
NONRESIDENT ALIEN

Degree/Cert Seeking Students

18

Students Completed

7

Students Did Not Complete

4

Students Withdrew

7

Checking Validation Status ...

Burden Statement





U.S. DEPARTMENT OF EDUCATION

Education Stabilization Fund

16 5/5/22

ESF / ESF Reporting / HEER - 076572882 - Year Two - Page 16 - Enrollment - Gender/Age

HEER Recipient Reporting Data Collection - Year Two

In Progress

Last Modified: ABlair@bfit.edu - 5/5/2022, 11:06:55 PM

Instructions v

Annual Reporting v

Page 16 - Enrollment - Gender/Age ^

- 10) Provide the unduplicated count of students who were enrolled at least once as a degree/certificate seeking student within the reporting period and their enrollment status at the end reporting period. The three statuses (completed, withdrawn, and still enrolled) need to add up to the total number of students enrolled.

Calendar year 2021 ^

- a) Complete the following table for the applicable reporting period

Gender (IPEDS categories)

WOMEN

Number of degree/certificate seeking students

Degree/Cert Seeking Students

111

Number of degree/certificate seeking students who completed a program at your institution

Students Completed

28

Number of degree/certificate seeking students who did not complete but

were still enrolled at your institution (i.e., last enrollment record at the end of the reporting period is not a withdraw record)

Students Did Not Complete

50

Number of degree/certificate seeking students who did not complete and withdrew from your institution (i.e., no completion record and the last enrollment record at the end of the reporting period is a withdraw record)

Students Withdrew

33

Gender (IPEDS categories) 

MEN

Number of degree/certificate seeking students

Degree/Cert Seeking Students

725

Number of degree/certificate seeking students who completed a program at your institution

Students Completed

229

Number of degree/certificate seeking students who did not complete but were still enrolled at your institution (i.e., last enrollment record at the end of the reporting period is not a withdraw record)

Students Did Not Complete

277

Number of degree/certificate seeking students who did not complete and withdrew from your institution (i.e., no completion record and the last enrollment record at the end of the reporting period is a withdraw record)

Students Withdrew

219

Age (IPEDS categories) 

AGES 25 AND OLDER

Number of degree/certificate seeking students

Degree/Cert Seeking Students

365

Number of degree/certificate seeking students who completed a program at your institution

Students Completed

141

Number of degree/certificate seeking students who did not complete but were still enrolled at your institution (i.e., last enrollment record at the end of the reporting period is not a withdraw record)


Students Did Not Complete

122

Number of degree/certificate seeking students who did not complete and withdrew from your institution (i.e., no completion record and the last enrollment record at the end of the reporting period is a withdraw record)

Students Withdrew

102

Age (IPEDS categories) **AGES 24 AND YOUNGER**

Number of degree/certificate seeking students

Degree/Cert Seeking Students

471

Number of degree/certificate seeking students who completed a program at your institution

Students Completed

116

Number of degree/certificate seeking students who did not complete but were still enrolled at your institution (i.e., last enrollment record at the end of the reporting period is not a withdraw record)

Students Did Not Complete

205

Number of degree/certificate seeking students who did not complete and withdrew from your institution (i.e., no completion record and the last enrollment record at the end of the reporting period is a withdraw record)

Students Withdrew

150

Age (IPEDS categories) **AGE NOT AVAILABLE IN ADMINISTRATIVE RECORDS
(E.G., IPEDS, FAFSA, ETC.)**

Number of degree/certificate seeking students

Degree/Cert Seeking Students

0

Number of degree/certificate seeking students who completed a program at your institution

Students Completed

0

Number of degree/certificate seeking students who did not complete but were still enrolled at your institution (i.e., last enrollment record at the end of the reporting period is not a withdraw record)

Students Did Not Complete

0

Number of degree/certificate seeking students who did not complete and withdrew from your institution (i.e., no completion record and the last enrollment record at the end of the reporting period is a withdraw record)

Students Withdrew

0

Calendar year 2020



b) Complete the following table

This table provides a historical comparison point for the current reporting period and since it is historical information it does not have to be updated on an annual basis. Institutions should submit responses in the early 2022 data collection process. However, if institutions need more time, they can submit responses in the early 2023 data collection process

Gender (IPEDS categories) 

WOMEN

Number of degree/certificate seeking students enrolled during the calendar year

Degree/Cert Seeking Students

87

Number of degree/certificate seeking students who completed a program at your institution during the calendar year

Students Completed

21

Number of degree/certificate seeking students who did not complete calendar year but were still enrolled at your institution (i.e., last enrollment record at the end of the calendar year is not a withdraw record)

Students Did Not Complete
45

Number of degree/certificate seeking students who did not complete calendar year and withdrew from your institution (i.e., no completion record and the last enrollment record at the end of the calendar year is a withdraw record)

Students Withdrew
21

Gender (IPEDS categories) 

MEN

Number of degree/certificate seeking students enrolled during the calendar year

Degree/Cert Seeking Students
618

Number of degree/certificate seeking students who completed a program at your institution during the calendar year

Students Completed
170

Number of degree/certificate seeking students who did not complete calendar year but were still enrolled at your institution (i.e., last enrollment record at the end of the calendar year is not a withdraw record)

Students Did Not Complete
278

Number of degree/certificate seeking students who did not complete calendar year and withdrew from your institution (i.e., no completion record and the last enrollment record at the end of the calendar year is a withdraw record)

Students Withdrew
170

Age (IPEDS categories) 

AGES 25 AND OLDER

Number of degree/certificate seeking students enrolled during the calendar year

Degree/Cert Seeking Students

242

Number of degree/certificate seeking students who completed a program at your institution during the calendar year

Students Completed

107

Number of degree/certificate seeking students who did not complete calendar year but were still enrolled at your institution (i.e., last enrollment record at the end of the calendar year is not a withdraw record)


Students Did Not Complete

92

Number of degree/certificate seeking students who did not complete calendar year and withdrew from your institution (i.e., no completion record and the last enrollment record at the end of the calendar year is a withdraw record)

Students Withdrew

43

Age (IPEDS categories) 

AGES 24 AND YOUNGER

Number of degree/certificate seeking students enrolled during the calendar year

Degree/Cert Seeking Students

462

Number of degree/certificate seeking students who completed a program at your institution during the calendar year

Students Completed

84

Number of degree/certificate seeking students who did not complete calendar year but were still enrolled at your institution (i.e., last enrollment record at the end of the calendar year is not a withdraw record)

Students Did Not Complete

230

Number of degree/certificate seeking students who did not complete calendar year and withdrew from your institution (i.e., no completion record and the last enrollment record at the end of the calendar year is a withdraw record)

Students Withdrew
148

Age (IPEDS categories) ⓘ

AGE NOT AVAILABLE IN ADMINISTRATIVE RECORDS (E.G., IPEDS, FAFSA, ETC.)

Number of degree/certificate seeking students enrolled during the
calendar year

Degree/Cert Seeking Students
1

Number of degree/certificate seeking students who completed a
program at your institution during the calendar year

Students Completed
0

Number of degree/certificate seeking students who did not complete
calendar year but were still enrolled at your institution (i.e., last
enrollment record at the end of the calendar year is not a withdraw
record)

Students Did Not Complete
1

Number of degree/certificate seeking students who did not complete
calendar year and withdrew from your institution (i.e., no completion
record and the last enrollment record at the end of the calendar year is a
withdraw record)

Students Withdrew
0

Calendar year 2019 ⓘ



c) Complete the following table

This table provides a historical comparison point for the current reporting period and since it is historical information it does not have to be updated on an annual basis. Institutions should submit responses in the early 2022 data collection process. However, if institutions need more time, they can submit responses in the early 2023 data collection process

Gender (IPEDS categories) ⓘ

WOMEN

Number of degree/certificate seeking students enrolled during the calendar year

Degree/Cert Seeking Students
106

Number of degree/certificate seeking students who completed a program at your institution during the calendar year

Students Completed
30

Number of degree/certificate seeking students who did not complete calendar year but were still enrolled at your institution (i.e., last enrollment record at the end of the calendar year is not a withdraw record)

Students Did Not Complete
51

Number of degree/certificate seeking students who did not complete calendar year and withdrew from your institution (i.e., no completion record and the last enrollment record at the end of the calendar year is a withdraw record)

Students Withdrew
25

Gender (IPEDS categories) 

MEN

Number of degree/certificate seeking students enrolled during the calendar year

Degree/Cert Seeking Students
709

Number of degree/certificate seeking students who completed a program at your institution during the calendar year

Students Completed
183

Number of degree/certificate seeking students who did not complete calendar year but were still enrolled at your institution (i.e., last enrollment record at the end of the calendar year is not a withdraw record)

Students Did Not Complete
349

Number of degree/certificate seeking students who did not complete calendar year and withdrew from your institution (i.e., no completion

record and the last enrollment record at the end of the calendar year is a
withdraw record)

Students Withdrew
177

Age (IPEDS categories) ⓘ

AGES 25 AND OLDER

Number of degree/certificate seeking students enrolled during the
calendar year

Degree/Cert Seeking Students
227

Number of degree/certificate seeking students who completed a
program at your institution during the calendar year

Students Completed
83

Number of degree/certificate seeking students who did not complete
calendar year but were still enrolled at your institution (i.e., last
enrollment record at the end of the calendar year is not a withdraw
record)

Students Did Not Complete
104

Number of degree/certificate seeking students who did not complete
calendar year and withdrew from your institution (i.e., no completion
record and the last enrollment record at the end of the calendar year is a
withdraw record)

Students Withdrew
40

Age (IPEDS categories) ⓘ

AGES 24 AND YOUNGER

Number of degree/certificate seeking students enrolled during the
calendar year

Degree/Cert Seeking Students
586

Number of degree/certificate seeking students who completed a
program at your institution during the calendar year

Students Completed
130

Number of degree/certificate seeking students who did not complete

calendar year but were still enrolled at your institution (i.e., last enrollment record at the end of the calendar year is not a withdraw record)

Students Did Not Complete
295

Number of degree/certificate seeking students who did not complete calendar year and withdrew from your institution (i.e., no completion record and the last enrollment record at the end of the calendar year is a withdraw record)

Students Withdrew
161

Age (IPEDS categories) ⓘ

**AGE NOT AVAILABLE IN ADMINISTRATIVE RECORDS
(E.G., IPEDS, FAFSA, ETC.)**

Number of degree/certificate seeking students enrolled during the calendar year

Degree/Cert Seeking Students
2

Number of degree/certificate seeking students who completed a program at your institution during the calendar year

Students Completed
0

Number of degree/certificate seeking students who did not complete calendar year but were still enrolled at your institution (i.e., last enrollment record at the end of the calendar year is not a withdraw record)

Students Did Not Complete
1

Number of degree/certificate seeking students who did not complete calendar year and withdrew from your institution (i.e., no completion record and the last enrollment record at the end of the calendar year is a withdraw record)

Students Withdrew
1

Checking Validation Status ...

Burden Statement



[Website Policies](#) | [API Documentation](#) | [Glossary](#) | [About the Data](#) | [Grantee Help](#)

[ED.gov](#)



U.S. DEPARTMENT OF EDUCATION

Education Stabilization Fund

ESF / ESF Reporting / HEER - 076572882 - Year Two - Page 16 - Enrollment - Gender/Age

HEER Recipient Reporting Data Collection - Year Two

In Progress

Last Modified: ABlair@bfit.edu - 5/5/2022, 11:06:55 PM

Instructions ▼

Annual Reporting ▼

Page 16 - Enrollment - Gender/Age ^

- 10) Provide the unduplicated count of students who were enrolled at least once as a degree/certificate seeking student within the reporting period and their enrollment status at the end reporting period. The three statuses (completed, withdrawn, and still enrolled) need to add up to the total number of students enrolled.

Calendar year 2021 ^

- a) Complete the following table for the applicable reporting period

Gender (IPEDS categories)

WOMEN

Number of degree/certificate seeking students

Degree/Cert Seeking Students

111

Number of degree/certificate seeking students who completed a program at your institution

Students Completed

28

Number of degree/certificate seeking students who did not complete but

were still enrolled at your institution (i.e., last enrollment record at the end of the reporting period is not a withdraw record)

Students Did Not Complete
50

Number of degree/certificate seeking students who did not complete and withdrew from your institution (i.e., no completion record and the last enrollment record at the end of the reporting period is a withdraw record)

Students Withdrew
33

Gender (IPEDS categories) 

MEN

Number of degree/certificate seeking students

Degree/Cert Seeking Students
725

Number of degree/certificate seeking students who completed a program at your institution

Students Completed
229

Number of degree/certificate seeking students who did not complete but were still enrolled at your institution (i.e., last enrollment record at the end of the reporting period is not a withdraw record)

Students Did Not Complete
277

Number of degree/certificate seeking students who did not complete and withdrew from your institution (i.e., no completion record and the last enrollment record at the end of the reporting period is a withdraw record)

Students Withdrew
219

Age (IPEDS categories) 

AGES 25 AND OLDER

Number of degree/certificate seeking students

Degree/Cert Seeking Students
365

Number of degree/certificate seeking students who completed a program at your institution

Students Completed

141

Number of degree/certificate seeking students who did not complete but were still enrolled at your institution (i.e., last enrollment record at the end of the reporting period is not a withdraw record)

Students Did Not Complete

122

Number of degree/certificate seeking students who did not complete and withdrew from your institution (i.e., no completion record and the last enrollment record at the end of the reporting period is a withdraw record)

Students Withdrew

102

Age (IPEDS categories) ⓘ

AGES 24 AND YOUNGER

Number of degree/certificate seeking students

Degree/Cert Seeking Students

471

Number of degree/certificate seeking students who completed a program at your institution

Students Completed

116

Number of degree/certificate seeking students who did not complete but were still enrolled at your institution (i.e., last enrollment record at the end of the reporting period is not a withdraw record)

Students Did Not Complete

205

Number of degree/certificate seeking students who did not complete and withdrew from your institution (i.e., no completion record and the last enrollment record at the end of the reporting period is a withdraw record)

Students Withdrew

150

Age (IPEDS categories) ⓘ

**AGE NOT AVAILABLE IN ADMINISTRATIVE RECORDS
(E.G., IPEDS, FAFSA, ETC.)**

Number of degree/certificate seeking students

Degree/Cert Seeking Students

0

Number of degree/certificate seeking students who completed a program at your institution

Students Completed

0

Number of degree/certificate seeking students who did not complete but were still enrolled at your institution (i.e., last enrollment record at the end of the reporting period is not a withdraw record)

Students Did Not Complete

0

Number of degree/certificate seeking students who did not complete and withdrew from your institution (i.e., no completion record and the last enrollment record at the end of the reporting period is a withdraw record)

Students Withdrew


0

Calendar year 2020



b) Complete the following table

This table provides a historical comparison point for the current reporting period and since it is historical information it does not have to be updated on an annual basis. Institutions should submit responses in the early 2022 data collection process. However, if institutions need more time, they can submit responses in the early 2023 data collection process

Gender (IPEDS categories) 

WOMEN

Number of degree/certificate seeking students enrolled during the calendar year

Degree/Cert Seeking Students

87

Number of degree/certificate seeking students who completed a program at your institution during the calendar year

Students Completed

21

Number of degree/certificate seeking students who did not complete calendar year but were still enrolled at your institution (i.e., last enrollment record at the end of the calendar year is not a withdraw record)

Students Did Not Complete

45

Number of degree/certificate seeking students who did not complete calendar year and withdrew from your institution (i.e., no completion record and the last enrollment record at the end of the calendar year is a withdraw record)

Students Withdrew

21

Gender (IPEDS categories) 

MEN

Number of degree/certificate seeking students enrolled during the calendar year

Degree/Cert Seeking Students

618

Number of degree/certificate seeking students who completed a program at your institution during the calendar year

Students Completed

170

Number of degree/certificate seeking students who did not complete calendar year but were still enrolled at your institution (i.e., last enrollment record at the end of the calendar year is not a withdraw record)

Students Did Not Complete

278

Number of degree/certificate seeking students who did not complete calendar year and withdrew from your institution (i.e., no completion record and the last enrollment record at the end of the calendar year is a withdraw record)

Students Withdrew

170

Age (IPEDS categories) 

AGES 25 AND OLDER

Number of degree/certificate seeking students enrolled during the calendar year

Degree/Cert Seeking Students

242

Number of degree/certificate seeking students who completed a program at your institution during the calendar year

Students Completed

107

Number of degree/certificate seeking students who did not complete calendar year but were still enrolled at your institution (i.e., last enrollment record at the end of the calendar year is not a withdraw record)

Students Did Not Complete

92

Number of degree/certificate seeking students who did not complete calendar year and withdrew from your institution (i.e., no completion record and the last enrollment record at the end of the calendar year is a withdraw record)

Students Withdrew

43

Age (IPEDS categories) 

AGES 24 AND YOUNGER

Number of degree/certificate seeking students enrolled during the calendar year

Degree/Cert Seeking Students

462

Number of degree/certificate seeking students who completed a program at your institution during the calendar year

Students Completed

84

Number of degree/certificate seeking students who did not complete calendar year but were still enrolled at your institution (i.e., last enrollment record at the end of the calendar year is not a withdraw record)

Students Did Not Complete

230

Number of degree/certificate seeking students who did not complete calendar year and withdrew from your institution (i.e., no completion record and the last enrollment record at the end of the calendar year is a withdraw record)

Students Withdrew
148

Age (IPEDS categories) ⓘ

**AGE NOT AVAILABLE IN ADMINISTRATIVE RECORDS
(E.G., IPEDS, FAFSA, ETC.)**

Number of degree/certificate seeking students enrolled during the
calendar year

Degree/Cert Seeking Students
1

Number of degree/certificate seeking students who completed a
program at your institution during the calendar year

Students Completed
0

Number of degree/certificate seeking students who did not complete
calendar year but were still enrolled at your institution (i.e., last
enrollment record at the end of the calendar year is not a withdraw
record)

Students Did Not Complete
1

Number of degree/certificate seeking students who did not complete
calendar year and withdrew from your institution (i.e., no completion
record and the last enrollment record at the end of the calendar year is a
withdraw record)

Students Withdrew
0

Calendar year 2019 ⓘ



c) Complete the following table

This table provides a historical comparison point for the current reporting period and since it is historical information it does not have to be updated on an annual basis. Institutions should submit responses in the early 2022 data collection process. However, if institutions need more time, they can submit responses in the early 2023 data collection process

Gender (IPEDS categories) ⓘ

WOMEN

Number of degree/certificate seeking students enrolled during the calendar year

Degree/Cert Seeking Students
106

Number of degree/certificate seeking students who completed a program at your institution during the calendar year

Students Completed
30

Number of degree/certificate seeking students who did not complete calendar year but were still enrolled at your institution (i.e., last enrollment record at the end of the calendar year is not a withdraw record)

Students Did Not Complete
51

Number of degree/certificate seeking students who did not complete calendar year and withdrew from your institution (i.e., no completion record and the last enrollment record at the end of the calendar year is a withdraw record)

Students Withdrew
25

Gender (IPEDS categories) 

MEN

Number of degree/certificate seeking students enrolled during the calendar year

Degree/Cert Seeking Students
709

Number of degree/certificate seeking students who completed a program at your institution during the calendar year

Students Completed
183

Number of degree/certificate seeking students who did not complete calendar year but were still enrolled at your institution (i.e., last enrollment record at the end of the calendar year is not a withdraw record)

Students Did Not Complete
349

Number of degree/certificate seeking students who did not complete calendar year and withdrew from your institution (i.e., no completion

record and the last enrollment record at the end of the calendar year is a withdraw record)

Students Withdrew
177

Age (IPEDS categories) ⓘ

AGES 25 AND OLDER

Number of degree/certificate seeking students enrolled during the calendar year

Degree/Cert Seeking Students
227

Number of degree/certificate seeking students who completed a program at your institution during the calendar year

Students Completed
83

Number of degree/certificate seeking students who did not complete calendar year but were still enrolled at your institution (i.e., last enrollment record at the end of the calendar year is not a withdraw record)

Students Did Not Complete
104

Number of degree/certificate seeking students who did not complete calendar year and withdrew from your institution (i.e., no completion record and the last enrollment record at the end of the calendar year is a withdraw record)

Students Withdrew
40

Age (IPEDS categories) ⓘ

AGES 24 AND YOUNGER

Number of degree/certificate seeking students enrolled during the calendar year

Degree/Cert Seeking Students
586

Number of degree/certificate seeking students who completed a program at your institution during the calendar year

Students Completed
130

Number of degree/certificate seeking students who did not complete

calendar year but were still enrolled at your institution (i.e., last enrollment record at the end of the calendar year is not a withdraw record)

Students Did Not Complete
295

Number of degree/certificate seeking students who did not complete calendar year and withdrew from your institution (i.e., no completion record and the last enrollment record at the end of the calendar year is a withdraw record)

Students Withdrew
161

Age (IPEDS categories) 

**AGE NOT AVAILABLE IN ADMINISTRATIVE RECORDS
(E.G., IPEDS, FAFSA, ETC.)**

Number of degree/certificate seeking students enrolled during the calendar year

Degree/Cert Seeking Students
2

Number of degree/certificate seeking students who completed a program at your institution during the calendar year

Students Completed
0

Number of degree/certificate seeking students who did not complete calendar year but were still enrolled at your institution (i.e., last enrollment record at the end of the calendar year is not a withdraw record)

Students Did Not Complete
1

Number of degree/certificate seeking students who did not complete calendar year and withdrew from your institution (i.e., no completion record and the last enrollment record at the end of the calendar year is a withdraw record)

Students Withdrew
1

Checking Validation Status ...

Burden Statement



[Website Policies](#) | [API Documentation](#) | [Glossary](#) | [About the Data](#) | [Grantee Help](#)

[ED.gov](#)